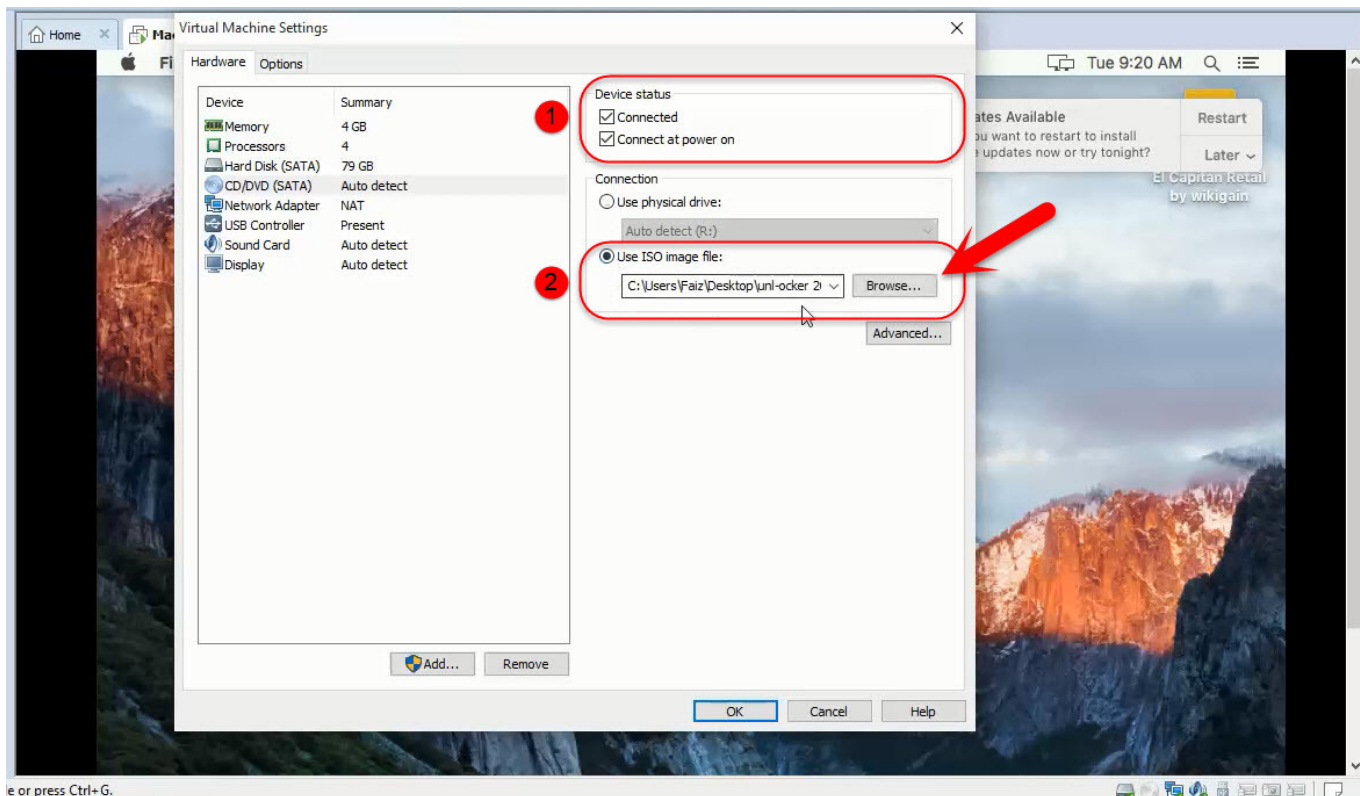





0-WEB.ru

[Iso Tool For Mac Os X](#)



[Iso Tool For Mac Os X](#)



When making an AOL CD, after making my disk image (can be an ISO, DMG, etc) I've done something like this after my automated build step: \$ hdiutil mount -readwrite /path/to/disk-image.. Well, if you are not fully aware, then you should know that ISO image files are fragmented files or achieve files of an optical disk which are compressed in the form of an Image called ISO image.

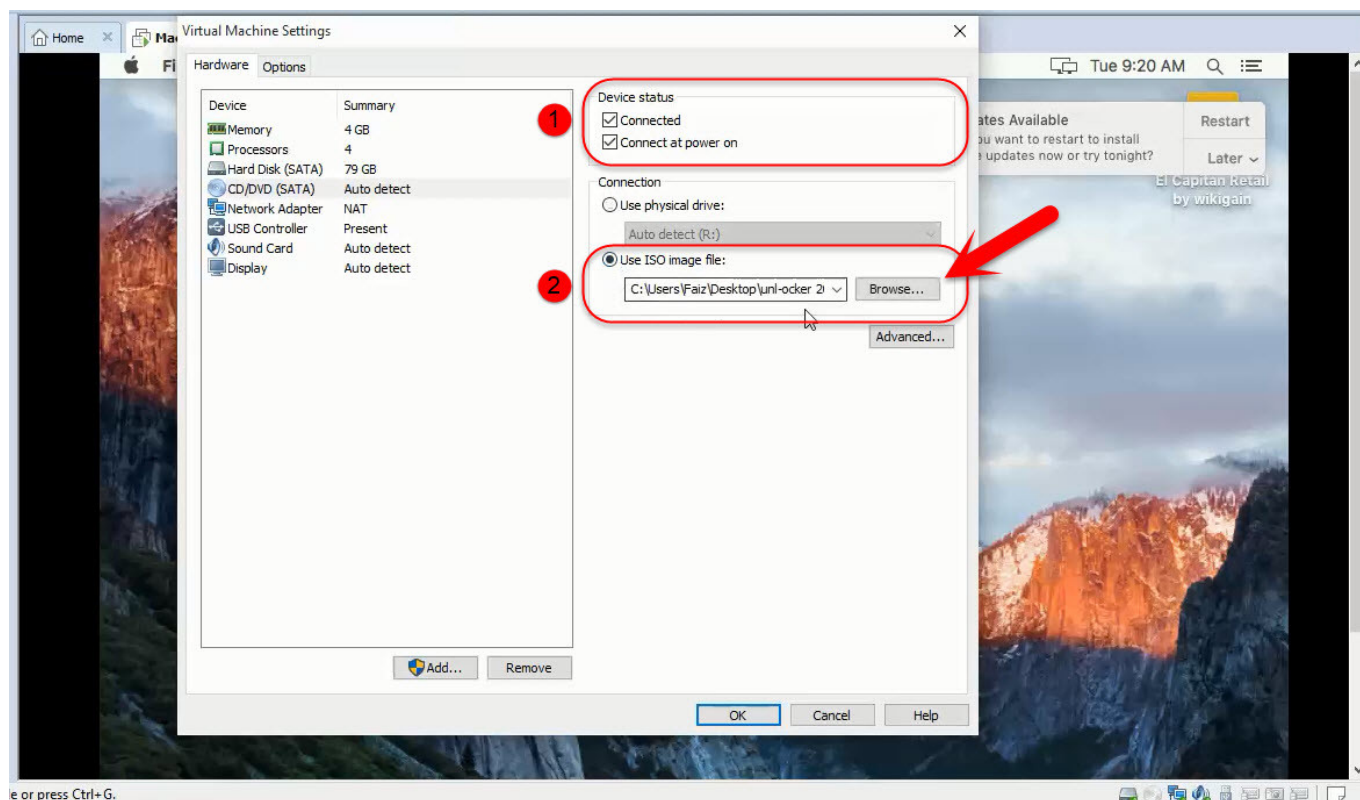
1. [tool](#)
2. [tool box](#)
3. [tool definition](#)

If you just have one partition on the disk (rather than one for Mac and one for Windows) then you will want to hide Windows only files like 'autorun.. com And Mac OS X El Capitan is the twelfth major release of Mac and Apple company, that Mac OS X is consist of high performance and outstanding features.

tool

tool, tool band, tool definition, tool synonym, tool box, tool fear inoculum, tool fabric, tool lateralus, tool rental near me, tool schism, tool chest [Unduh Aplikasi Gratis Android Cannon Untuk Film Full Movie](#)

It is specifically characterized by the extension it uses, that is iso file Thus if you want to create a Windows 10 bootable USB on mac then you have to burn the ISO image files onto the disk by segregating a partitioned zone within the disk to avail the compressed files and make them executable.. Install VMware tool on Mac OS El Capitan To install VMware tools ISO image burning is rather a need when your system is compromised due to malware attack and you need to format, or you need to reset your forgotten password of your admin account.. I think the command to do this on Mac OS X 10 7+ (if you don't have the developer tools installed) is:chflags hidden '/Volumes/MyDisc/CD Background Image. [Delcam Crispin Rapidshare Free](#)



[google play stor for samsung s5360 driver](#)

tool box

[Java2c For Mac](#)

However, you can install this operating system on Mac computer, Macintosh, and the beta version in VMware and VirtualBox.. inf', etc Autorun cd for mac computers Too Going beyond that (and slightly off topic):You may want to use something like an AppleScript to launch a browser Window of a specific size.. Thus if you are not fully aware of how to burn ISO image file onto disk especially on Mac computers, this article would be the best guideline to show you the methodology.. ISO\$ bless -folder /Volumes/MyDisc -openfolder /Volumes/MyDiscI then configure the window size and location and icon positions appropriately (manually).. It comes pre-installed with the Mac OS so you don't have to worry about its downloading and installation.

[Download fast](#)

tool definition

[Malwarebytes Anti-malware 1.60 Serial Key](#)

Also read: How to burn ISO file to USB on Windows Besides, the user needs to have a basic idea of what burning of ISO image file means exactly.. The methods in this article will show you how to create a Windows 10 bootable USB/DVD on Mac.. Step 2 Locate the app 'Disk Utility' from the apps available on the 'Utilities' folder.. Mac besides windows computers has got certain discrepancies which makes it a bit different from others, but if you have got the right ISO image burning tool to accomplish your task, Mac computers can be as supportive as the Windows computers.. Just follow the steps below to burn ISO files to USB/DVD on Mac OS X Step 1 Go to the 'Applications' and then 'Utilities'.. Keep reading to know them in full-length Mac Os DownloadMethod #1: Create Windows 10 Bootable USB/DVD on Mac Using Disk UtilityInstead of trying out with an external agent, it would be better to make use of the in-built application of Mac, called Disk Utility to burn the ISO image files on disk to make them bootable. 773a7aa168 [Word 2011 For Mac Pictures Disappear](#)

773a7aa168

[Marathi Font For Mac Free Download](#)